

# HOW TO: Apply to Long Beach City College


**DIRECTIONS:** Today you will be completing a free online college application.  
Terms you may apply for are **Summer/Fall** or **Winter/Spring** semesters.



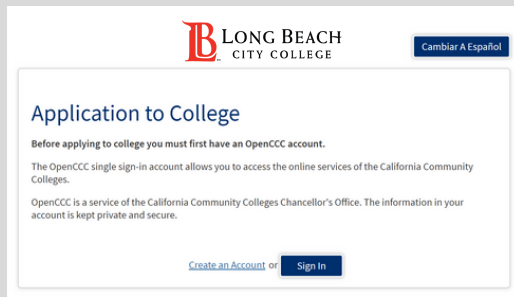
## REQUIRED INFORMATION BEFORE STARTING

- Personal Email Address
- For U.S Citizens/Permanent Residents
  - SSN or Alien Registration #
- For Undocumented/Dreamer Students
  - No required Documents
- Knowledge of highest level Math and English course and grade completed

## 1. Go to [www.lbcc.edu](http://www.lbcc.edu), hover over "QUICKLINKS" & select "APPLY NOW"

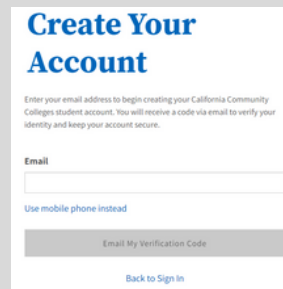


## 2. Click "CREATE AN ACCOUNT," if you've never attended a CA Community College

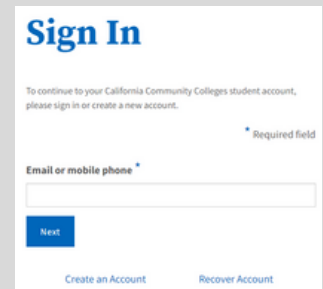


**\*If you have done dual enrollment, use your login credentials**

## 3. Create an OpenCCC Account or Sign In

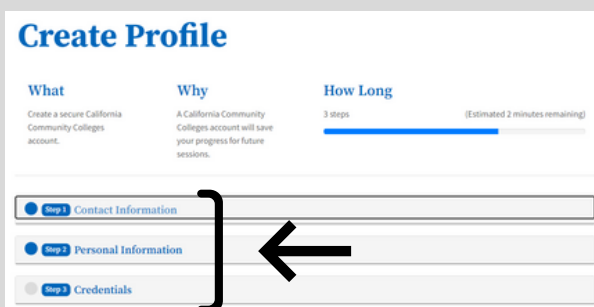


NOTE: Next, enter an email address or phone #. You will receive a 6-digit security code.




NOTE: If you have an account & can't access it, click on "Forgot Password" and complete the necessary steps.

## 4. When creating an account, fill out your personal information in Steps 1-3 to create a profile



## 5. Click "START A NEW APPLICATION"



# HOW TO: Apply to Long Beach City College

**DIRECTIONS:** Today you will be completing a free online college application.  
Terms you may apply for are **Summer/Fall** or **Winter/Spring** semesters.



## IMPORTANT APPLICATION INFORMATION:

- Under **EDUCATION SECTION**, select "First Time College Student" - This includes dual enrolled students
- Under **RESIDENCY SECTION**, if DACA eligible, **DO NOT** enter your SSN OR TPIN. Check off "No Documents".

## 7. Complete all sections. Click "CONTINUE" as you go

Welcome

**Enrollment**

Profile

Education

Citizenship/Military

Residency

Needs & Interests

Demographic Information

Supplemental Questions

Submission

**Enrollment Information**

Term Applying For

-- Select --

Educational Goal

-- Select --

Intended Major or Program of Study

-- Select --

Save Continue

## 8. Click "REVIEW MY APPLICATION" to review responses

Submission

Review Your Responses

[Save as PDF](#)

We recommend that you review your responses to ensure you've provided complete and accurate information.

Review My Application

## 9. Check consent boxes to submit application

• Financial aid program information and application assistance are available in the financial aid office at the college. The application is also available on-line.

Note: CCCApply will provide links to financial aid information and applications after you submit this application. You can also find financial aid information at [www.icanaffordcollege.com](http://www.icanaffordcollege.com), and on most college websites.

Submit My Application

## CONGRATS! YOU ARE NOW A VIKING!

Within 24-72 hours, your Viking ID# will be sent to you via email.



California  
Community  
Colleges

CCCApply



LONG BEACH  
CITY COLLEGE

CCC ID #:

---

LBCC VIKING ID #:

---